

SUMMER MAKEUP – SOFT BRONZE TUTORIAL TUTORIAL ZA LJETNI MAKE UP – NJEŽNO BRONŽANI

Posted on **June 23, 2013** by *Martina*

FACE

- Lancome Teint Visionnaire
- MAC Sculpting Powder Pro - Shadow
- MAC Mineralize Blush - Love Joy
- Estee Lauder Double Light Concealer - Light

EYES

- Pupa 4 Eyes - 03
- Maybelline False Lashes Drama - Black
- Misslyn lashes - No. 3

LIPS

- Chanel Rouge Coco - Perle




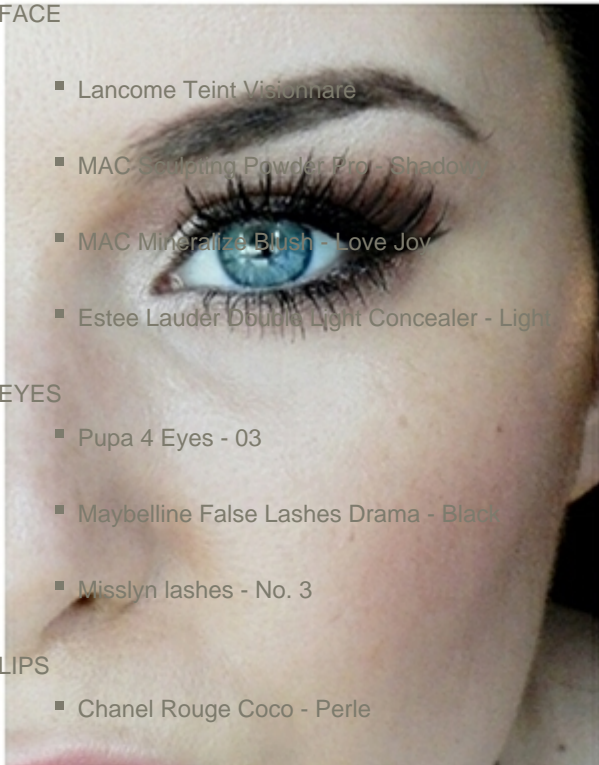
Martina, Alter Ego Style

LIPS

- Lancome Teint Visionnaire
- MAC Sculpting Powder Pro - Shadow
- MAC Mineralize Blush - Love Joy
- Estee Lauder Double Light Concealer - Light

O?!

- Pupa 4 Eyes - 03



- Maybelline False Lashes Drama - Black

- Misslyn lashes - No. 3

USNE

- Chanel Rouge Coco - Perle

Ideja je bila napraviti zavodljivi tutorial s minimalno proizvoda zbog čega sam izabrala paletu s 4 sjenila od kojih sam najtamnije koristila kao tuš za oči, a sa ostalim sjenilima naglasila prirodnu konturu oka. Ostatak lica sam konturirala, nanijela rumenilo i ruž na usne. Bonus su umjetne trepavice za koje se odlučite ukoliko ih volite. Pjegice su nešto što sam ljeti potpuno zavoljela pa ih ne volim prikrivati i težim prozirnim puderima, no ukoliko vi ne volite svoje nedostatke uvijek možete više vremena posvetiti izjednačavanju tena. Martina, Alter Ego Style

Posted in: TUTORIAL | | With 12 comments
